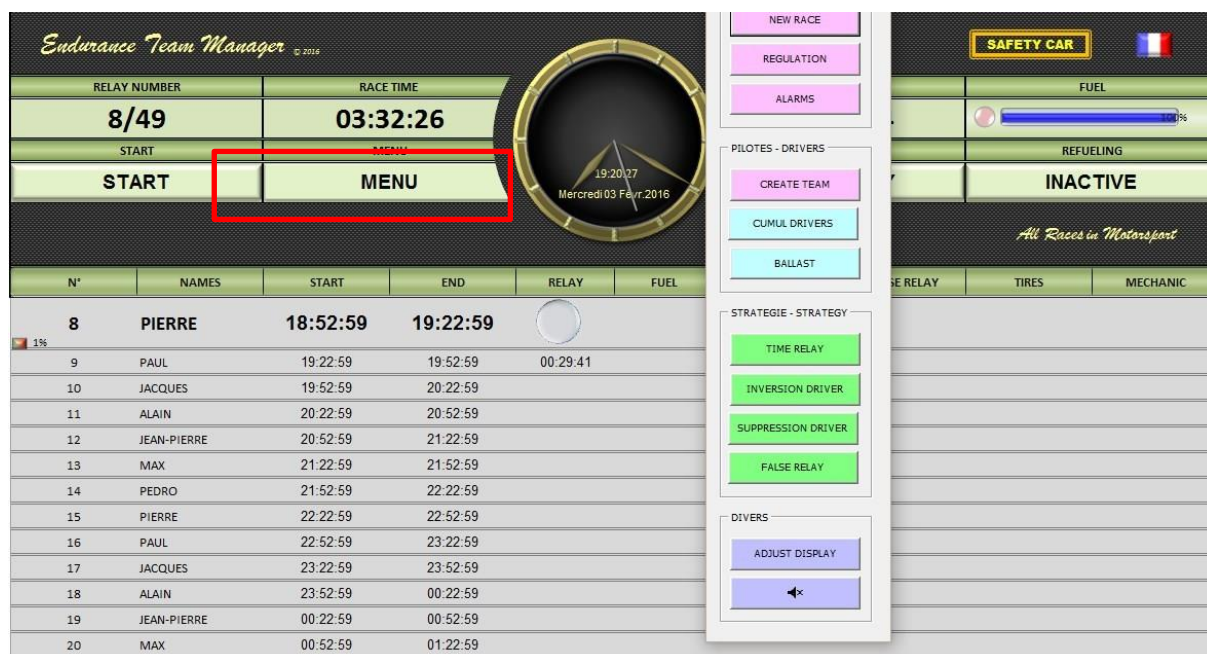


Program all your endurance races with a few clicks and let you guide

LANGUAGE

SELECT YOUR LANGUAGE :  

MENU



The screenshot shows the main interface of the Endurance Team Manager software. It features a central clock displaying the race time (03:32:26) and a table of drivers with their names, start times, and end times. A red box highlights the 'MENU' button in the top right corner of the driver table. The interface also includes a sidebar with buttons for 'NEW RACE', 'REGULATION', 'ALARMS', 'PILOTES - DRIVERS', 'CREATE TEAM', 'CUMUL DRIVERS', 'BALLAST', 'STRATEGIE - STRATEGY', 'TIME RELAY', 'INVERSION DRIVER', 'SUPPRESSION DRIVER', 'FALSE RELAY', 'DIVERS', 'ADJUST DISPLAY', and a volume control icon.

PROGRAMMING

1. Click on "New Race" to clear all variables of the previous race.
2. Save the data Regulation

Données Réglement/Data regulation

Temps Course / Time Race	24:00:00
Temps relais / Time Relay	00:30:00
Temps fuel / Time Fuel	01:00:00
Temps mini Pitstop / Mini Time Pitstop	00:02:00
Temps conduite maxi / Max driving time	01:00:00
Temps repos mini / Mini rest time	01:00:00
Nbre relais mini / Mini N° relay	49
Poids total mini / Mini Total weight	210
Poids Matériel / Weight equipment	135
Quantité Fuel / Fuel Quantity	7
Faux Relais / False Relay	1
Nbre de ravitaillement / N° Refuelling	24
Nbre Pit Stop/ N° Pit Stop	48

Zone ravitaillement / Refueling area

☒ Avec relais / With relay
☐ Décalée relais / Shifted relay
☐ Hors Pit Lane / Off Pit Lane

VALIDATION / VALIDATE
 FERMER / CLOSE

Program all your endurance races with a few clicks and let you guide

3. Register triggering alarms

Alertes

Alerte PitStop / Alarm PitStop

00:10

Alerte panneautage / Alarm PitBoard

00:03

Alerte Fuel / Alarm Fuel

00:05

Alerte pneus / Alarm Tires

01:00

Alerte mécanique / Alarm Mecanic

12:00

VALIDER / VALIDATE

FERMER / CLOSE

4. Register the Team Drivers

DATA PILOTES

Noms / Names

Poids équipé
Weight equipped

DRIVER 1

PIERRE

68

DRIVER 2

PAUL

75

DRIVER 3

JACQUES

92

DRIVER 4

ALAIN

69

DRIVER 5

JEAN-PIERRE

77

DRIVER 6

MAX

70

DRIVER 7

PEDRO

80

DRIVER 8

DRIVER 9

DRIVER 10

VALIDER / VALIDATE

FERMER / CLOSE

NOTE: These 3 windows can be re-opened at any time to view the recorded data

Program all your endurance races with a few clicks and let you guide

- Look at the calculated time Accumulated of Team

CUMUL ×

Temps pilotes cumulé/Cumulative Time drivers

PIERRE	03:30:00
PAUL	03:30:00
JACQUES	03:30:00
ALAIN	03:30:00
JEAN-PIERRE	03:30:00
MAX	03:30:00
PEDRO	03:00:00

FERMER / CLOSE

- Look at the calculated ballast of Team

Lest - Ballast ×

	Noms / Names	Lest - Ballast
DRIVER 1	PIERRE	5
DRIVER 2	PAUL	0
DRIVER 3	JACQUES	0
DRIVER 4	ALAIN	4
DRIVER 5	JEAN-PIERRE	0
DRIVER 6	MAX	3
DRIVER 7	PEDRO	0
DRIVER 8		
DRIVER 9		
DRIVER 10		

FERMER / CLOSE

Program all your endurance races with a few clicks and let you guide

7. Refine your strategy

Change how long each relay

Temps Relais / Time Relay

Selectionner N° et Saisir le temps relais / Select N° and enter time relay

N°	Pilote Driver	Temps relais Time relay	Nouvelle heure New Time
N°	NOMS		

VALIDER / VALIDATE ANNULER / RESET FERMER / CLOSE

Reverse 2 or more drivers compared with the initial order

Inversion pilotes/inversion drivers

Inversion pilotes, par paire / Inversion Drivers, by pair.

Sélectionner les 2 N° relais à inverser & valider
Select 2 N° relay to reverse & validate

	N°	Noms / Names
DRIVER 1	1	PIERRE
DRIVER 2	2	PAUL
DRIVER 3		
DRIVER 4		

VALIDER / VALIDATE ANNULER / RESET FERMER / CLOSE

NOTE: This window can also be used to do a **double relay**.

Select 2 times the same name for the concerned relay

Ex: PIERRE & PIERRE instead of de PAUL

Delete one or more drivers compared with the initial order

Suppression pilote/Delet driver

Supprimer relais pilote / Delet relay Driver

Sélectionner le N° relais à supprimer & valider
Select N° relay to deleted & validate

	N°	Noms / Names
DRIVER	N°	NOMS

VALIDER / VALIDATE ANNULER / RESET FERMER / CLOSE

Program all your endurance races with a few clicks and let you guide

8. Manage your false relay (Pit Stop without driver change)

Faux Relais/ False Relay

Répartition / distribution

Sélectionner les N° relais concernés & valider
Select N° relay concerned & validate

	N°	Noms / Names	Nombre/ Number
1	1	PIERRE	1
2			
3			
4			

VALIDER / VALIDATE ANNULER / RESET FERMER / CLOSE

9. Start your race

Endurance Team Manager © 2016

SAFETY CAR 

RELAY NUMBER	RACE TIME	REMAINING TIME	FUEL
8/49	03:32:26	20:27:34	
START	MENU	END RELAY	REFUELING
START	MENU	END RELAY	INACTIVE

All Races in Motorsport

N°	NAMES	START	END	RELAY	FUEL	PIT BOARD	FALSE RELAY	TIRES	MECHANIC
----	-------	-------	-----	-------	------	-----------	-------------	-------	----------

Your full schedule will be created at that time, with the start time of the race

NOTE: If necessary, click on the clock to put it into operation or stop

Program all your endurance races with a few clicks and let you guide

RACE

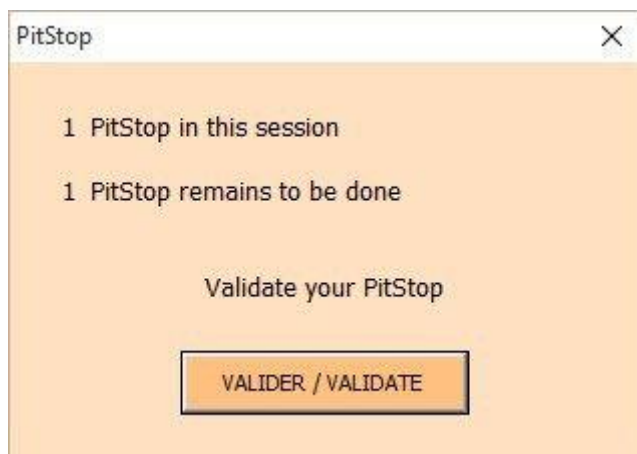
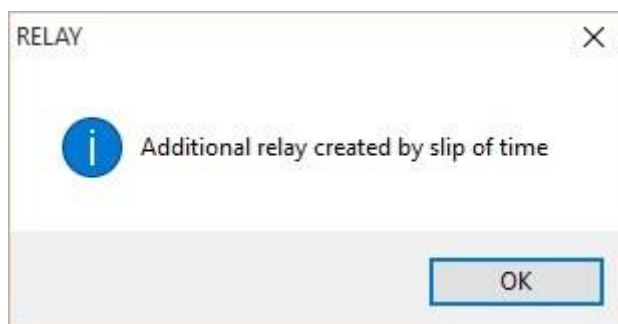
A DYNAMIC DISPLAY, SIMPLE, INTUITIVE AND ELEGANT

Your display will guide you with visual and audible alarms

The relay will be posted as and the progress of the race

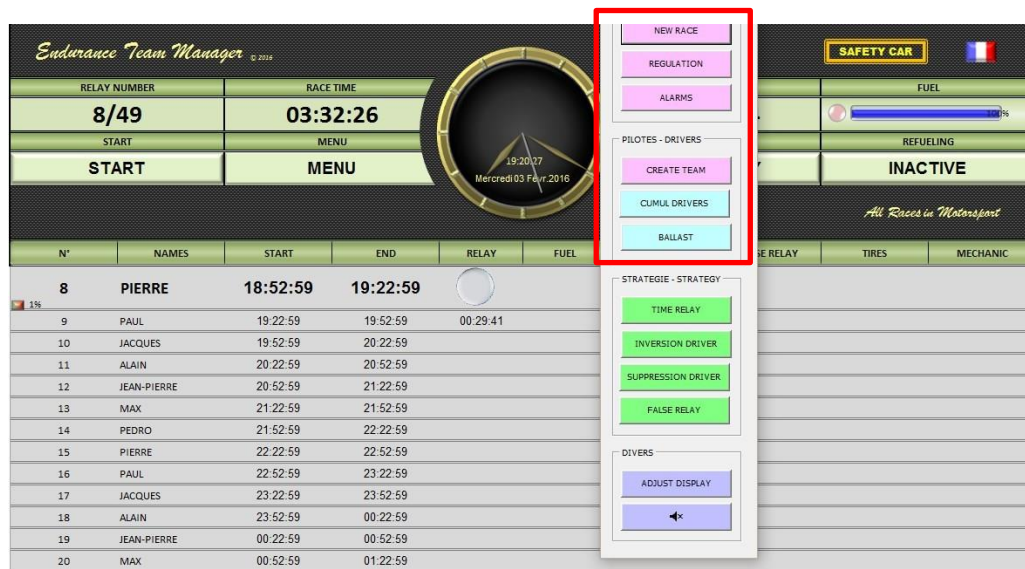


Messages will indicate the automatic operations and actions to be undertaken




Program all your endurance races with a few clicks and let you guide

You can always view your data by opening the menus that have served you create your run (Paragraphs 2-6)



SAFETY CAR, VIRTUAL SAFETY CAR AND CODE 60

Select the SC button. The SC window opens and the stopwatch starts



Edit % that you think, if necessary

At the end of the SC, stop the stopwatch and confirm to add the selected time to time relay and Fuel

If you do not want to add this time, CLOSE without confirm.